CoolWallet S

User Manual v3.

فارسی مارکت www.farsimarket.com لذت خرید اینترنتی

TABLE OF CONTENTS

① Specifications

② Set up your CoolWallet S

③ Send, Receive, Verify, Exchange

④ Transaction Details

⑤ Additional Settings

⑥ Important Notes

SPECIFICATIONS

فارسی مارکت

SPECIFICATIONS

COOLWALLET S INTRODUCTION

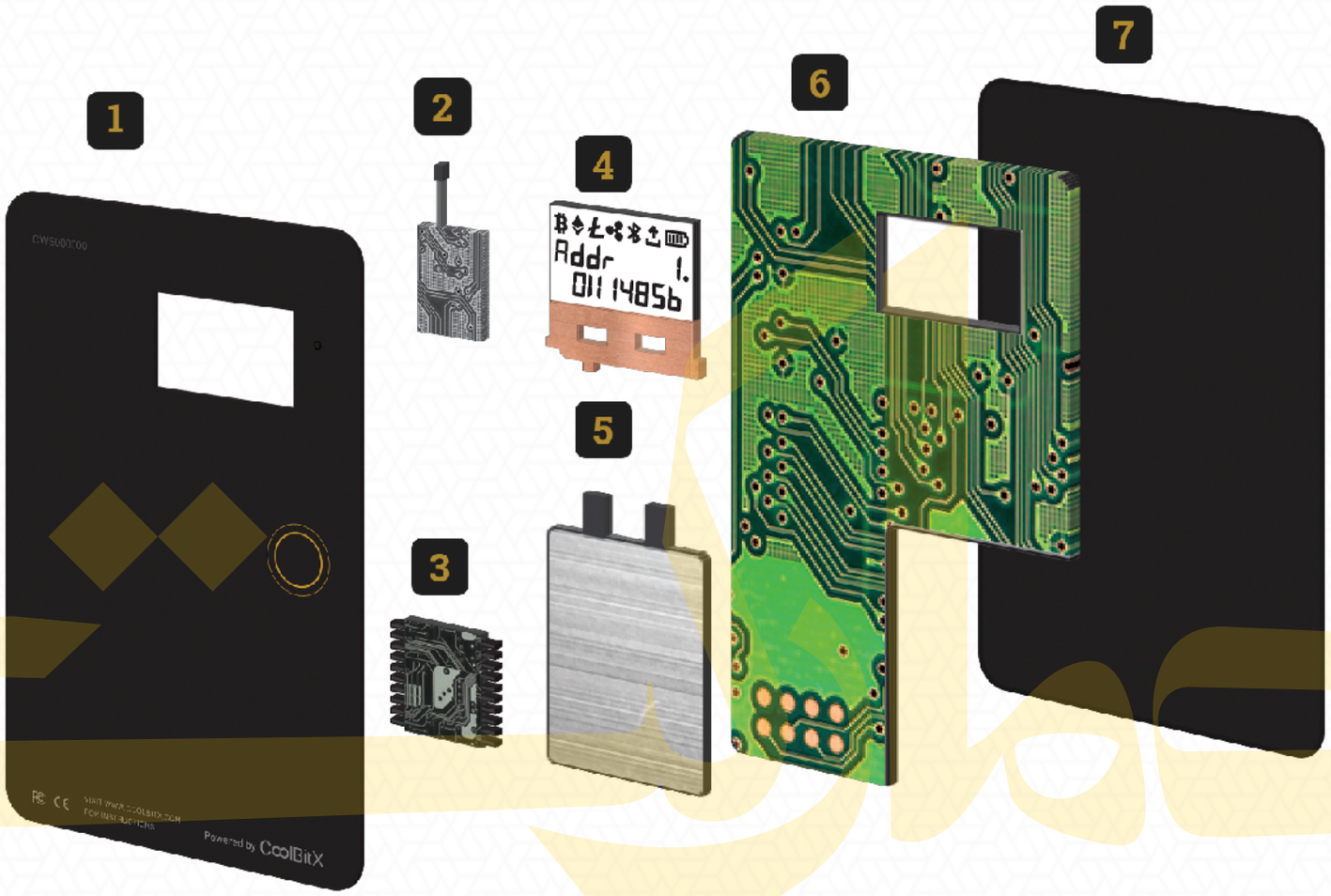

① Front Face

② Bluetooth Antenna

③ Secure Element

④ E-Paper Display

⑤ Rechargeable Battery

⑥ Printed Circuit Board

⑦ Back Face

CoolBitX
لذت خرید اینترنتی
www.farsimarket.com
فارسی مارکت

SPECIFICATIONS

E-PAPER DISPLAY

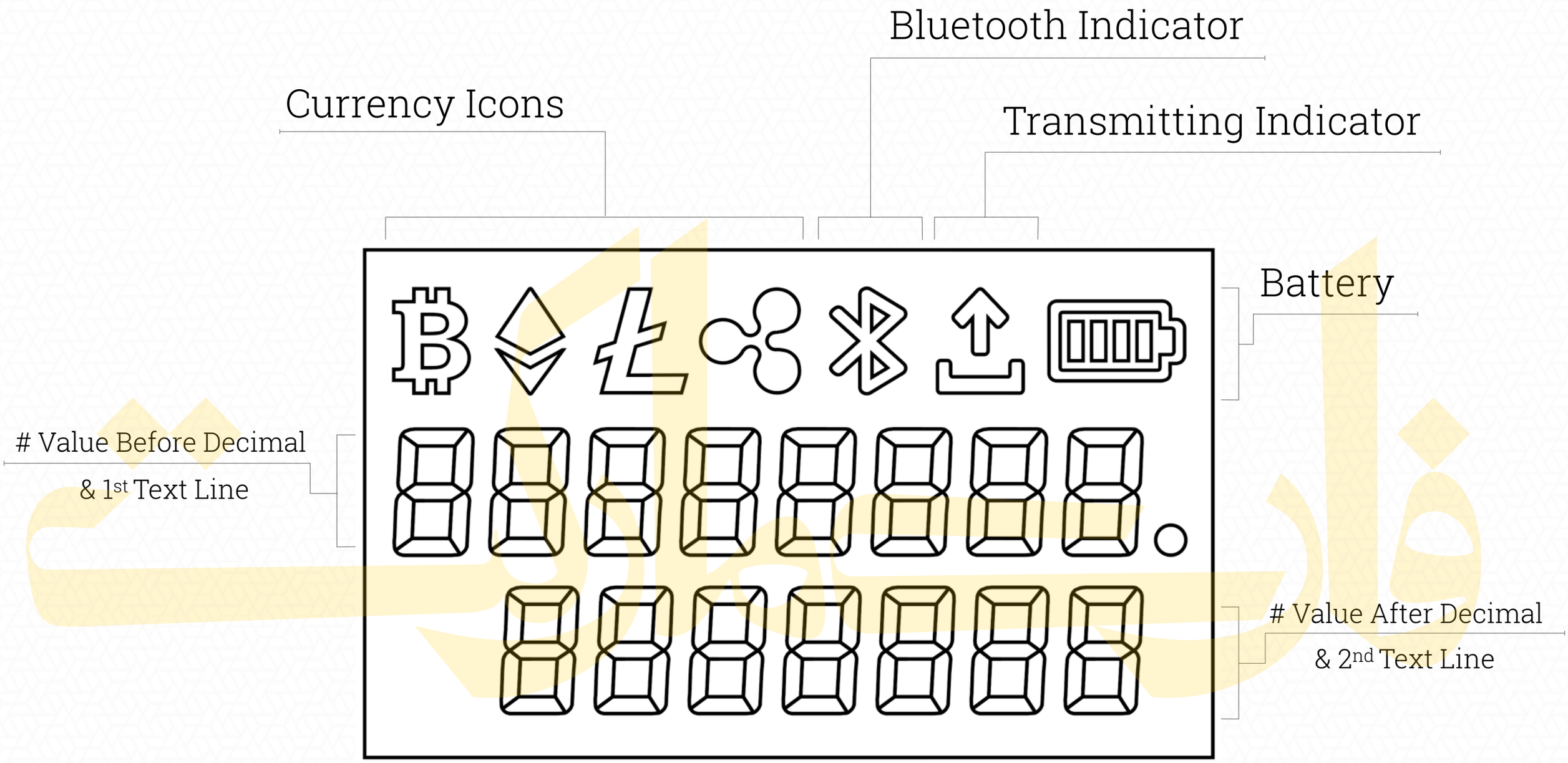

CoolBitX
لذت خرید اینترنتی
www.farsimarket.com
فارسی مارکت

DISPLAY CHARACTER GUIDE



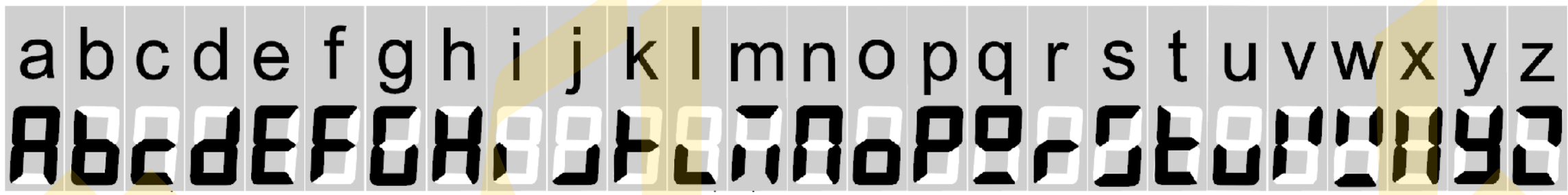



CoolBitX
لذت خرید اینترنتی
www.farsimarket.com
فارسی مارکت

SPECIFICATIONS

USB CHARGER



- CoolWallet S battery can last for 2-3 weeks when fully charged.

- It is recommended to charge your CoolWallet S at least once a month to maintain healthy battery life.

USB Charger

CoolBitX
لذت خرید اینترنتی
www.farsimarket.com
فارسی مارکت

SETTING UP YOUR COOLWALLET S

فارسی مارکت

DOWNLOAD THE APP

CoolBitX Crypto can be downloaded on the App Store and Google Play.

Download on the App Store

GET IT ON Google Play

**Please do not download the first generation CW 2016 app.*

PAIRING SEQUENCE 1

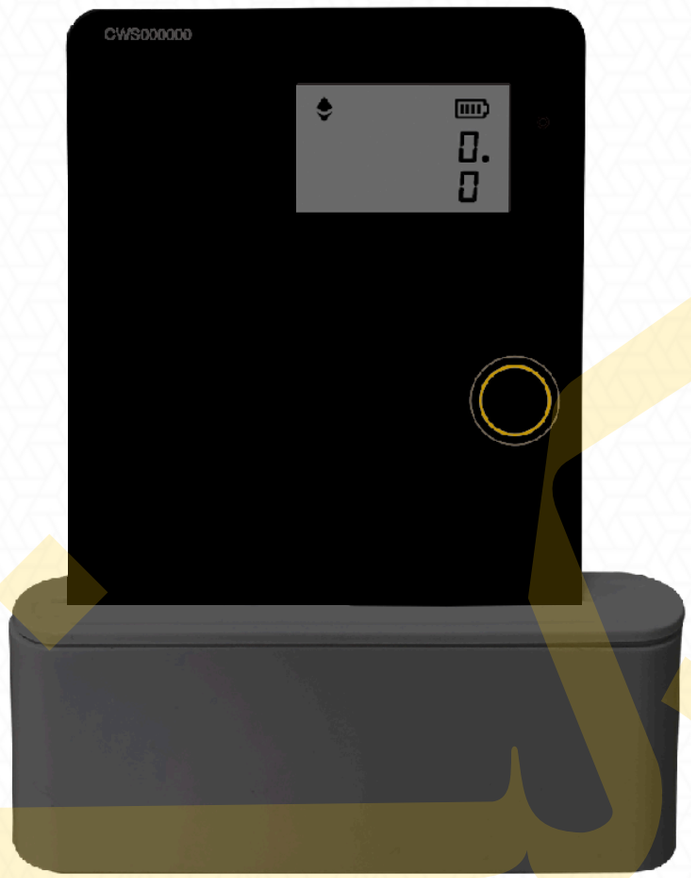

- Keep your CoolWallet S charging while pairing for the first time. If your CoolWallet S is not connected to the charging dock, it will automatically turn off after 30 seconds, which will result in restarting the sequence.

PAIRING SEQUENCE 2

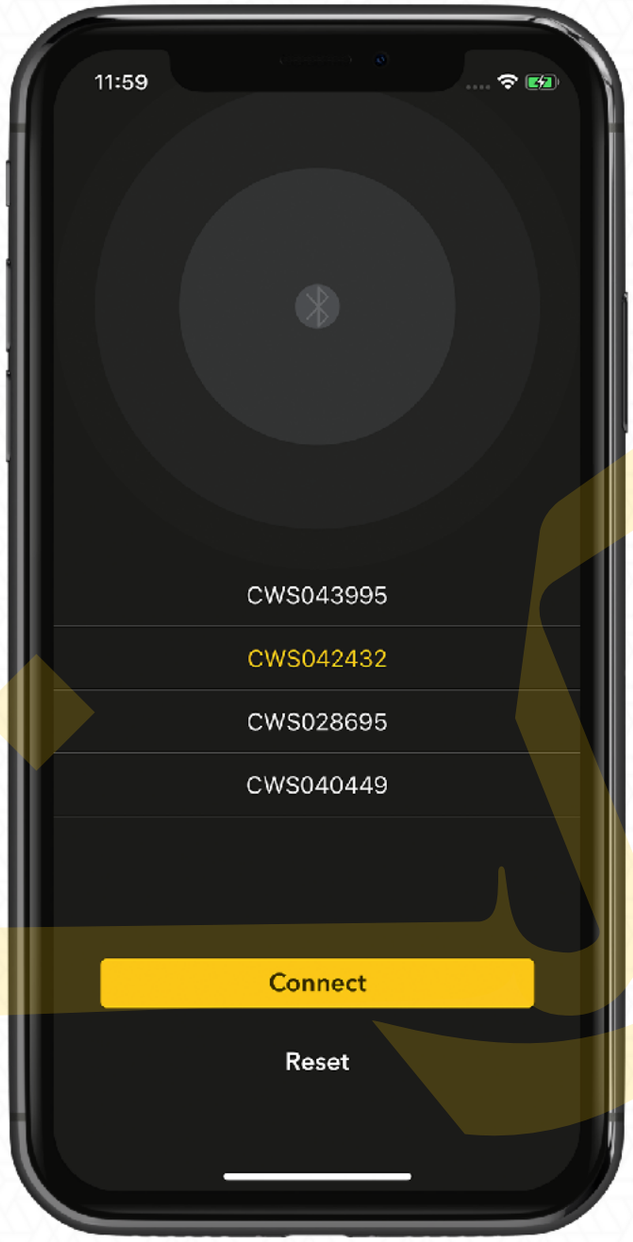

- When opening CoolBitX Crypto app for the first time, locate your wallet by finding the matching CoolWallet S card serial number (the serial number can be found on the upper left corner at the front of the CoolWallet S).

لذت خرید اینترنتی
www.farsimarket.com
فارسی مارکت

PAIRING SEQUENCE 3

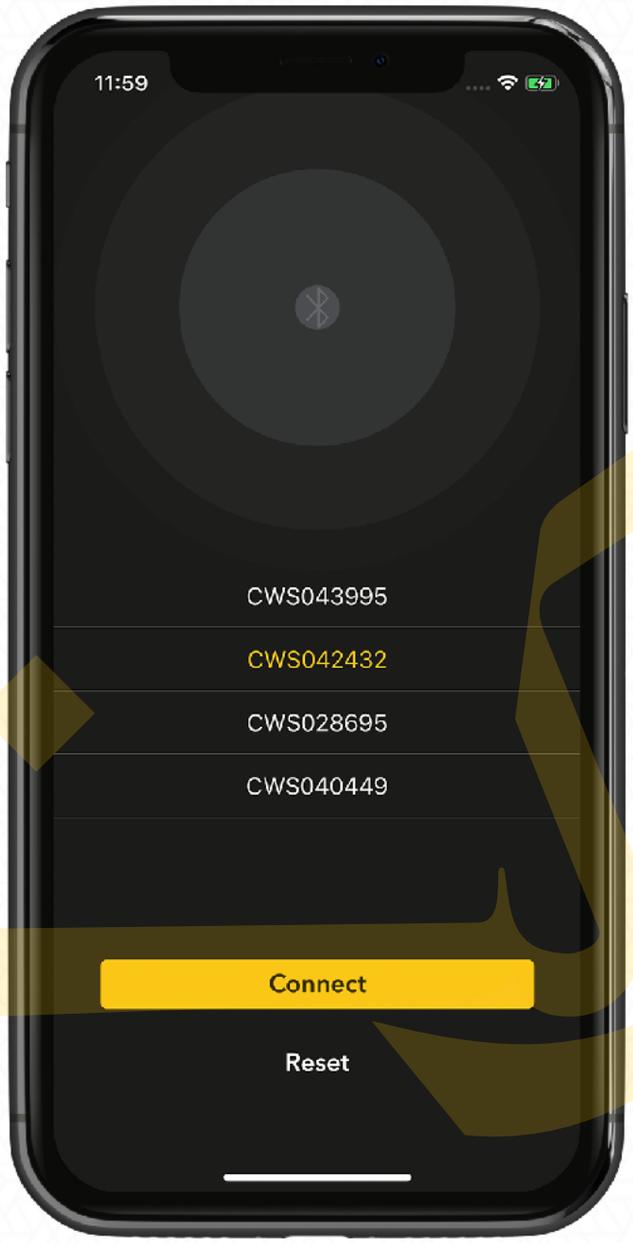

- Make sure the serial number appears on CoolWallet S matches the number shown on the app, then press “Connect” on app.

CoolBitX
لذت خرید اینترنتی
www.farsimarket.com
فارسی مارکت

PAIRING SEQUENCE 4

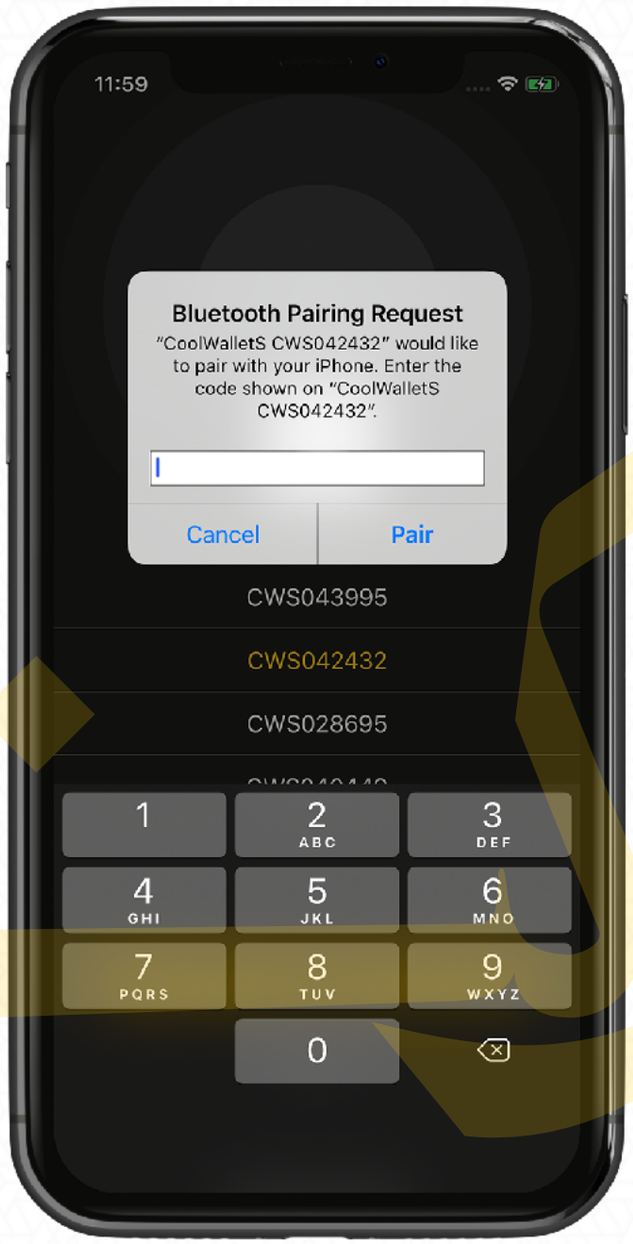

- CoolWallet S should display a one-time password.

- Input the password on automatic prompt.

**Check your phone's notification center if automatic prompt isn't available.*

لذت خرید اینترنتی
www.farsimarket.com
CoolBitX
فارسی مارکت

PAIRING SEQUENCE 5



- Press button to confirm pairing sequence

CoolBitX
لذت خرید اینترنتی
www.farsimarket.com
فارسی مارکت

PAIRING SEQUENCE 6



- Pairing sequence is complete
- Initiate firmware update if it pops up on your device

CoolBitX
لذت خرید اینترنتی
www.farsimarket.com
فارسی مارکت

SETUP

CREATING YOUR WALLET 1

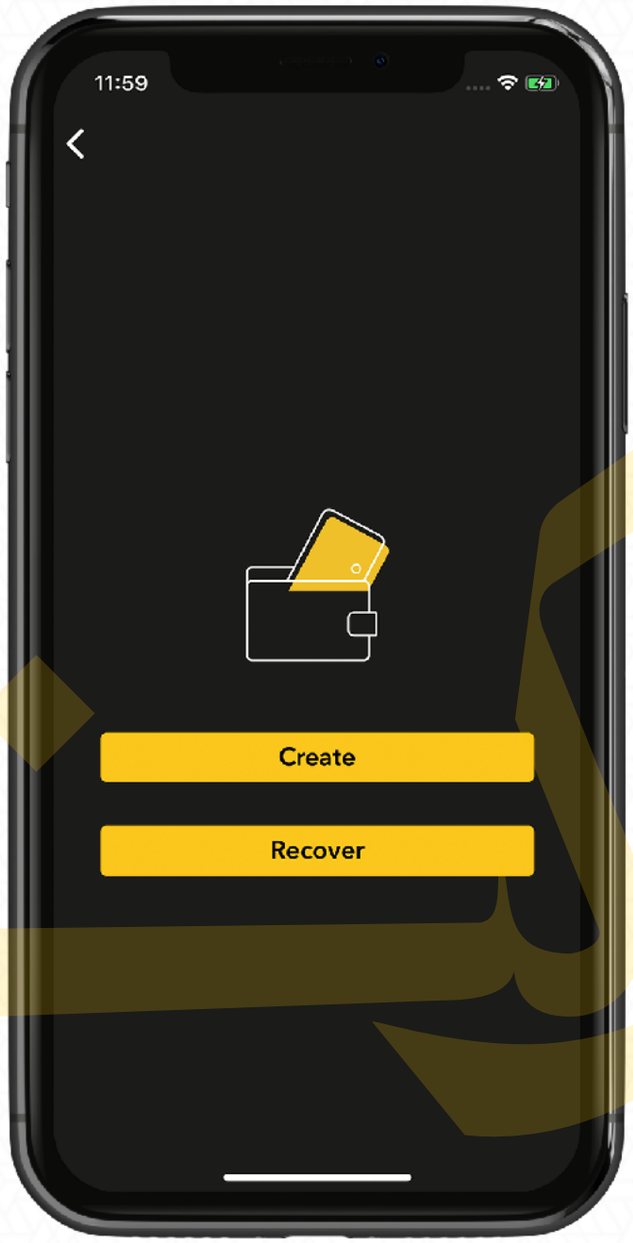

Select one of two ways for set up:

- Create: Generate random new seed and new account
- Recover: Use existing seed to recover your old wallet

**Have your CoolWallet S on charging dock at all times during the setup process.*

لذت خرید اینترنتی
www.farsimarket.com
CoolBitX
فارسی مارکت

CREATING YOUR WALLET 2

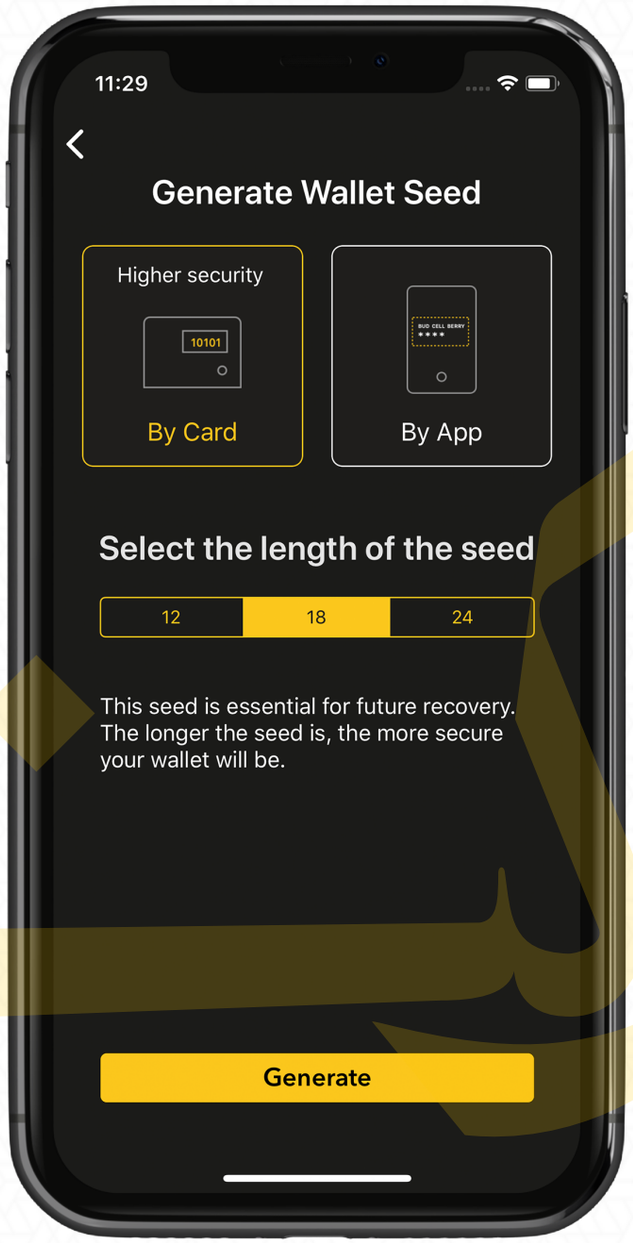

When creating a wallet, the CoolWallet S will generate a new set of seeds for you.

You can either choose to show the seed on the card or the app. We recommend using the card, as it is the more secure option.

You can choose:
-1 seed with 12 number sets
-1 seed with 18 number sets
-1 seed with 24 number sets

Caution:
Seeds are randomly generated and CoolBitX does not keep any copies – the seed is in your total control.

لذت خرید اینترنتی
www.farsimarket.com
CoolBitX
فارسی مارکت

CREATING YOUR WALLET 3 - COOLWALLET S



If you choose to show the seed on your card:

- The generated seed will appear on the CoolWallet S e-paper display one by one.

- Make sure to write down your unique set of seeds in case of future recovery needs.

**The seed is a secured multi-layered encryption of your private key.*

لذت خرید اینترنتی
www.farsimarket.com
فارسی مارکت

SETUP

CREATING YOUR WALLET 3 - APP



If you choose to show the seed on the app:

- The seed will appear on the app screen.
- Make sure to write down your unique set of seeds in case of future recovery needs.

**The seed is a secured multi-layered encryption of your private key.*

- Although we provide the option to 'Send seed to myself' it is still best to avoid storing your seed in any digital form for utmost security.

لذت خرید اینترنتی
www.farsimarket.com
CoolBitX
فارسی مارکت

SEED TIP



It is crucial to double check to make sure your CoolWallet S is still transmitting bluetooth signal before you write down your seed. Should the transmission failed, you must restart the process by reconnecting your CoolWallet S to receive a valid seed.

لذت خرید اینترنتی
www.farsimarket.com
فارسی مارکت

CREATING YOUR WALLET 4



A verification process will appear on app to ensure you've written down the correct seed.

Simply add up all the numbers in your seed and type in the sum above the yellow line.

Press "Verify" to confirm the sum.

CoolBitX
لذت خرید اینترنتی
www.farsimarket.com
فارسی مارکت

IMPORTANT - BACKING UP

The seed recovery card is a piece of paper that can be used as backup in the event of a lost CoolWallet S or device. You can easily recover your lost coins/tokens using the seed recovery card.

We have designed a number-based seed as an extra layer of defense. That said, we still strongly suggest our customers to avoid storing your seed in any digital form – excel, cloud services, email, text, encrypted files, etc.

Make sure your seed is written down somewhere safe without error — we have developed the seed sum protocol to assist with the accurate recording of seeds. However, we can't prevent you from writing down wrong numbers. **Always remember to double check the numbers and the sum!**

**If for some reason you are not 100% confident the seed you wrote down is correct, you have the option to reset/recover the wallet one more time before putting in all your coins/tokens.*

Keep your recovery card confidential. If anyone obtains it, they will have access to your coins/tokens.

Keep your recovery card in a place safe from fire, water, insects, or direct sunlight. If your recovery card is damaged or lost, you will not be able to recover your funds.

لذت خرید اینترنتی www.farsimarket.com فارسی مارکت
CoolBitX

RECOVER YOUR OLD WALLET

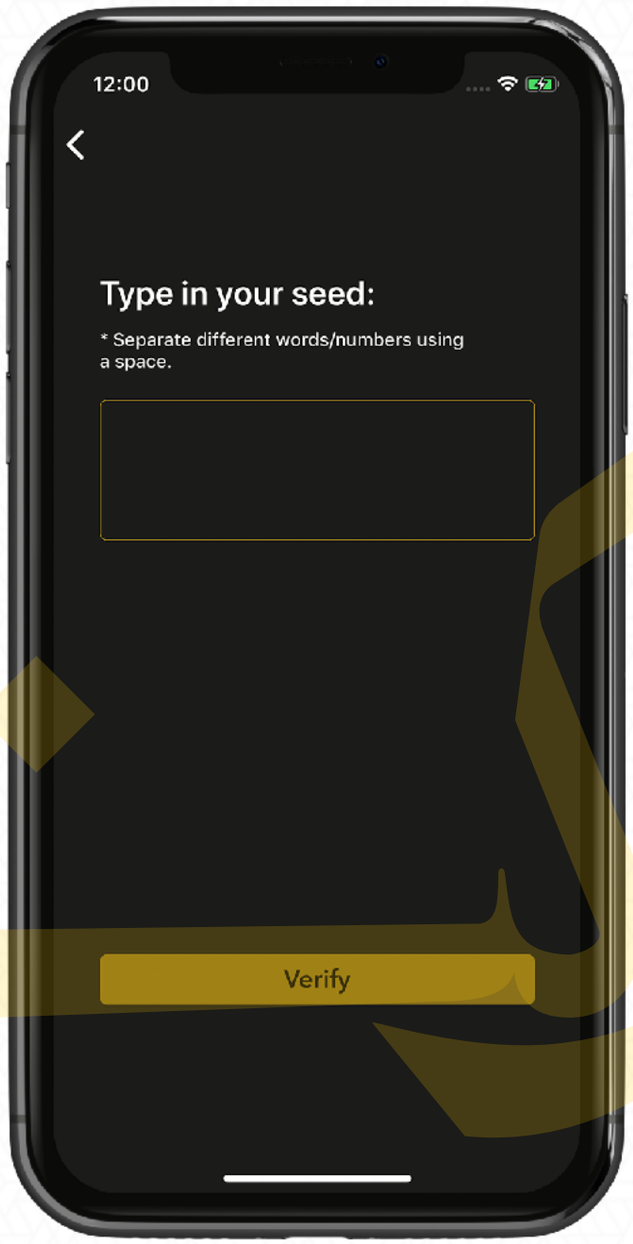

Enter the seed generated from your previous wallet and press “Verify”.

It can be:

-A set of English words matching BIP-39 (from first generation wallet)

-A set of numbers generated in CoolBitX Crypto app (current version)

**Recovery may take up to 1 minute to complete.*

CoolBitX
لذت خرید اینترنتی
www.farsimarket.com
فارسی مارکت

SEND, RECEIVE, VERIFY, EXCHANGE

TOTAL ASSETS



- The wallet automatically reflects assets you own under your seed:
- The approximate current value of your portfolio in fiat currency is shown on the top.
- The amount of individual coins/tokens you hold is shown on the bottom.

لذت خرید اینترنتی
www.farsimarket.com
CoolBitX
فارسی مارکت

RECEIVING PAYMENTS

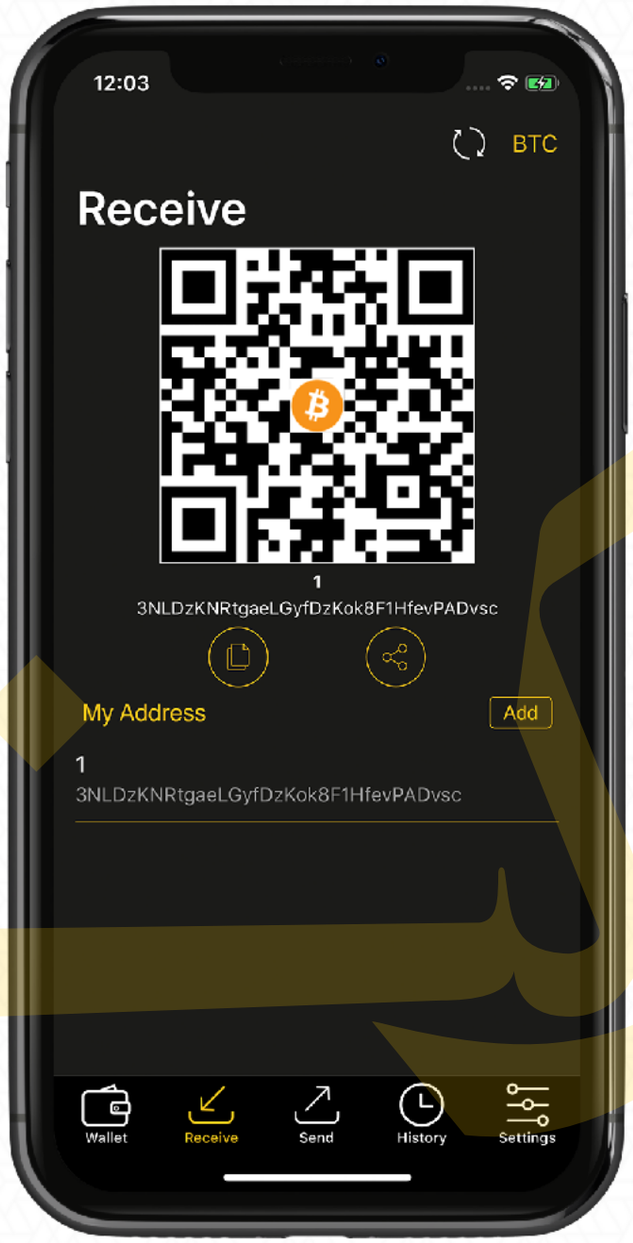

For others to send coins to you, select the address of your choice and present QR code for scan.

You can:

- Add a new address
- Copy the address
- Share the address through email and social media

لذت خرید اینترنتی
www.farsimarket.com
CoolBitX
فارسی مارکت

RECEIVING PAYMENTS - 2



- To receive other currencies, press on the currency initial you wish to receive on the top right.
- Press the circular arrow icon on the upper right to sync the wallet's most up-to-date balance and addresses.

**CoolWallet S currently offers BTC, ETH, XRP, LTC, BCH, USDT, WETH, JOY, EOS, and JAYZ (more to come!)*

CoolBitX
لذت خرید اینترنتی
www.farsimarket.com
فارسی مارکت

SENDING PAYMENTS

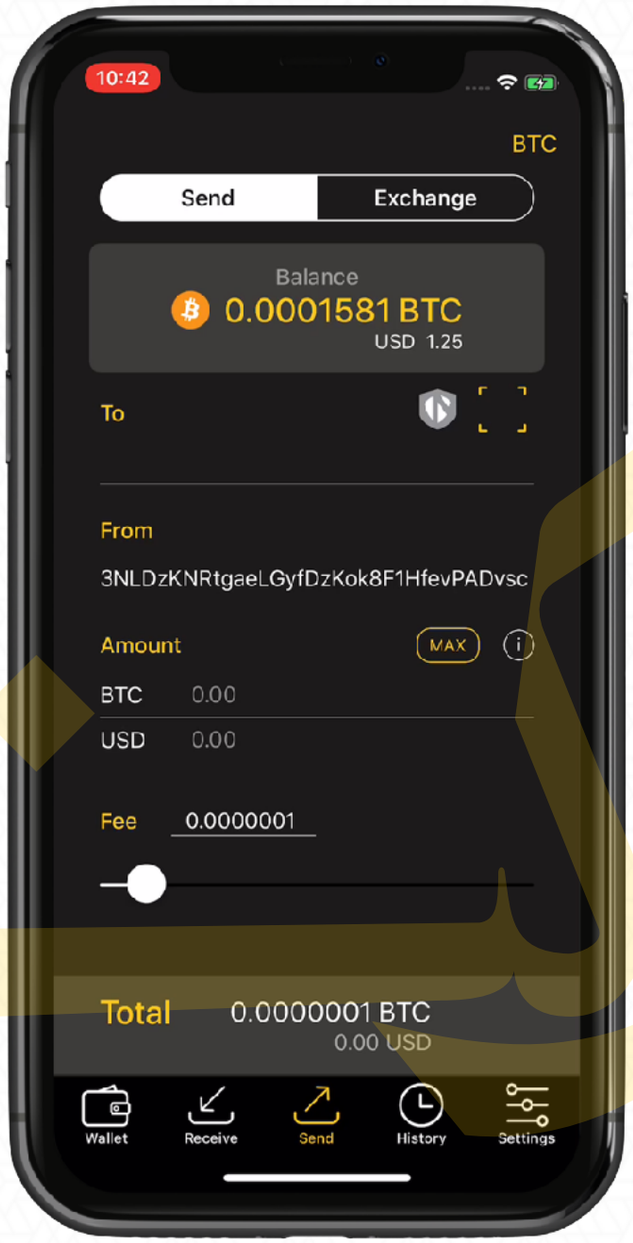

Send coins to others simply by filling in the “To” line with the address or press the icon to scan receiver’s QR code.

- Automatically calculates average fee.
- Ability to manually adjust fee for faster or slower transaction time.

لذت خرید اینترنتی
www.farsimarket.com
CoolBitX
فارسی مارکت

SENDING PAYMENTS 2



- To change the type of currency you wish to send, press on the currency initial you wish to send on the top right.

- Only addresses with assets will appear on the “From” section.

**The “MAX” button will clear out all the assets in the selected account.*

SENDING PAYMENTS - 3

Check the sending details on the app, as well as your CoolWallet S. **Make sure the amount on both screens is correct.** Confirm by pressing the button on the wallet.

The receiver's address won't appear on the wallet unless you activate "Show full address" option in "Settings".

**Two screen + button confirmation is to ensure the security and accuracy of the transaction.*

CoolBitX
لذت خرید اینترنتی
www.farsimarket.com
فارسی مارکت

SENDING TIPS

When sending transactions:

1. Make sure your app and wallet are paired
2. Have your device connected to the Internet during the process
3. Notice the lower the fee you pay, the slower it will take for the transaction to be completed
4. Fingerprint authorization is available to press for extra security.

**iPhone X has the option to use Face ID*

5. Confirm the currency and address do match. Incorrect information will result in lost transaction that cannot be undone
6. Send only when you see a fee

CoolBitX
لذت خرید اینترنتی www.farsimarket.com فارسی مارکت

SENDING TIPS

Ripple transactions:

1. ALL Ripple transaction requires to have at least 20 XRP remain in the addresses after the transaction
2. Sender must fill in destination tag when you send Ripples to exchanges, or the transaction would not process, which result in possibility of you losing your XRP.

CoolBitX
لذت خرید اینترنتی
www.farsimarket.com
فارسی مارکت

VERIFYING ADDRESSES WITH METACERT

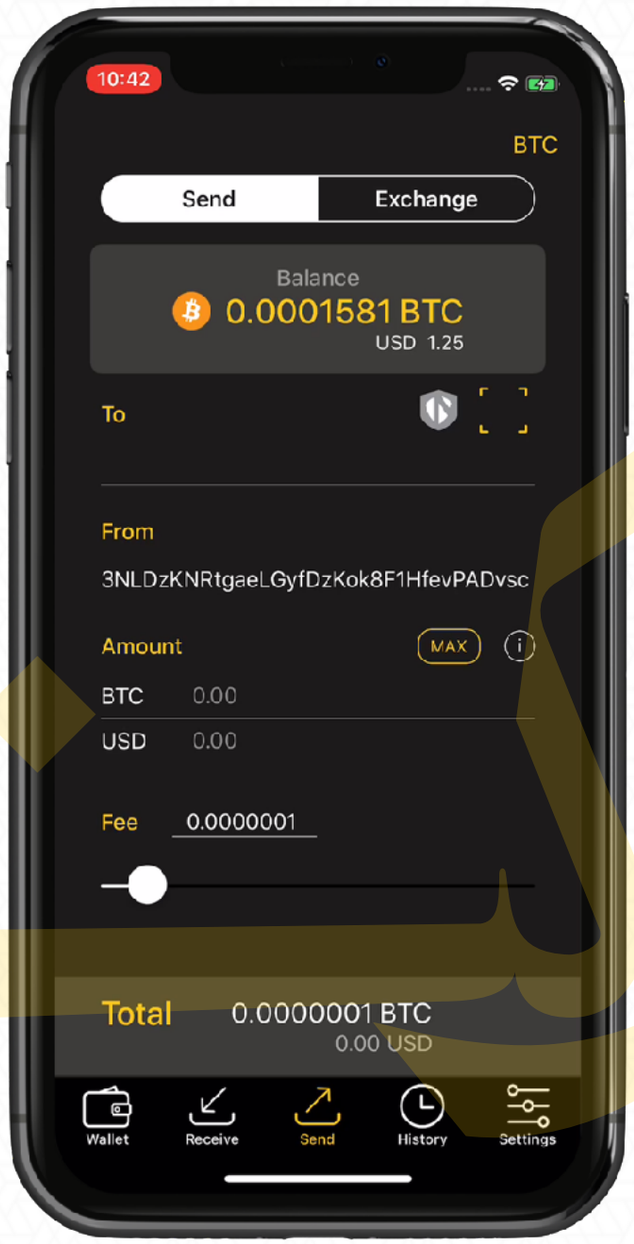

- The CoolWallet S is the first hardware wallet to ever implement the Metacert Protocol.

- This allows you to verify the validity of your recipient address to avoid any sort of phishing scams, adding an additional level of security on the CoolWallet S.

- To use the protocol, select the Metacert shield after inputting the recipient address.

CoolBitX
لذت خرید اینترنتی
www.farsimarket.com
فارسی مارکت

VERIFYING ADDRESSES WITH METACERT 2

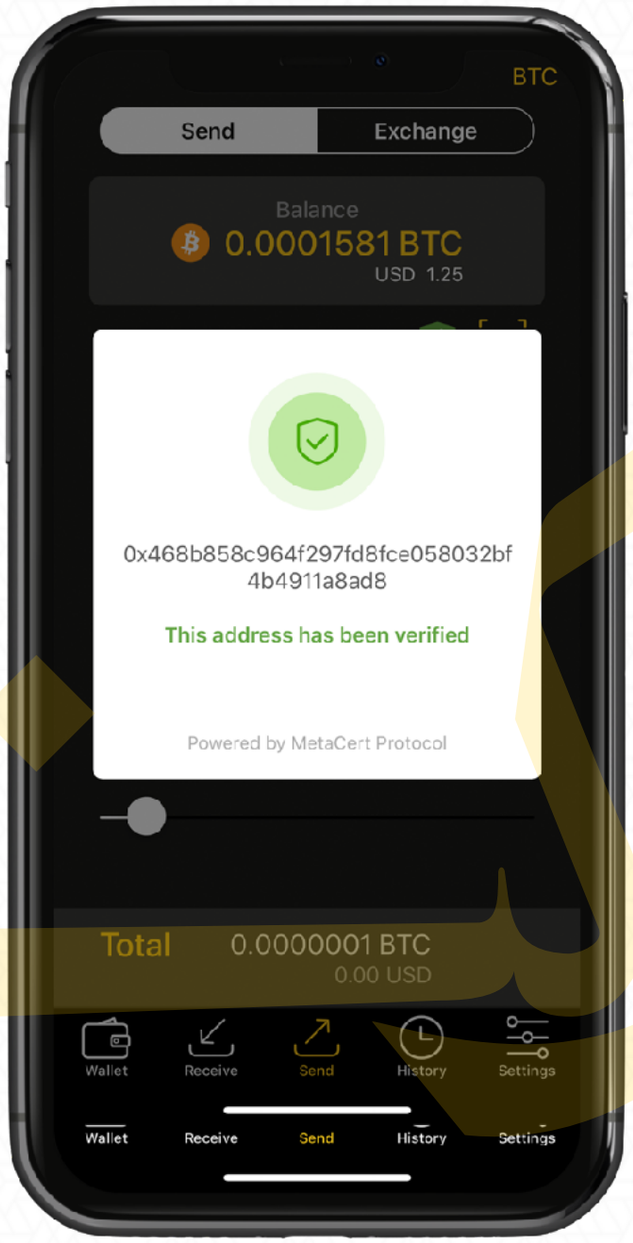

- You will instantly see whether or not the address is safe to send funds to.

There are three options:

- Verified (Green)
- Unverified (Gray)
- Unsafe (Red)

EXCHANGING ASSETS WITH SHAPESHIFT

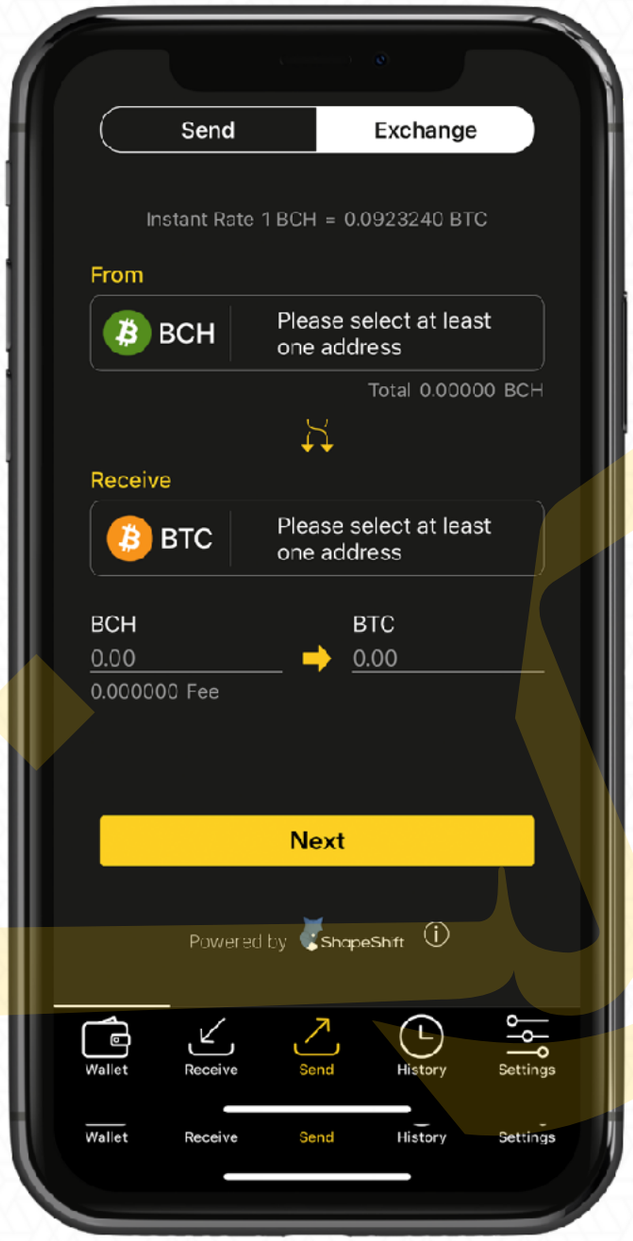

- We work with ShapeShift to allow you to exchange your token assets currencies directly through your mobile device

- From the send page, navigate to the Exchange tab at the top of the screen.

- Choose the tokens you would like to exchange, and proceed with the Next button.

لذت خرید اینترنتی
www.farsimarket.com
CoolBitX
فارسی مارکت

EXCHANGING ASSETS WITH SHAPESHIFT - 2

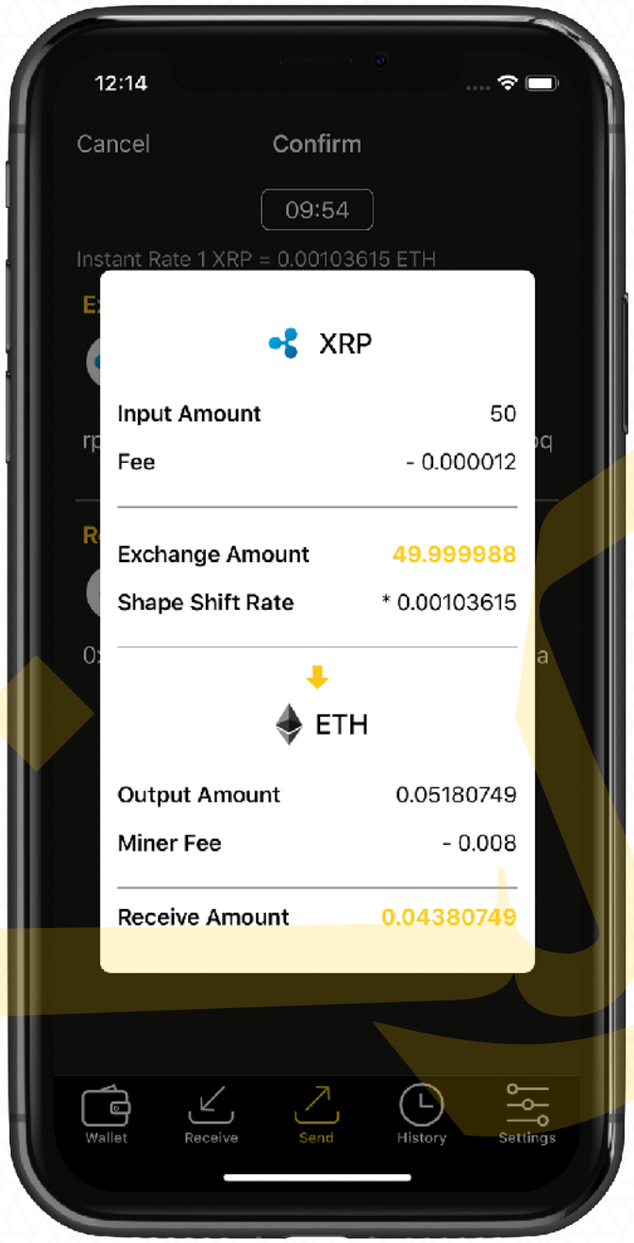

- Once the details of the transaction have been confirmed, you will be asked to press the button on your CoolWallet S to finish the transaction.

CoolBitX
لذت خرید اینترنتی
www.farsimarket.com
فارسی مارکت

TRANSACTION DETAILS

CoolBitX
فارسی مارکت
www.farsimarket.com
لذت خرید اینترنتی

HISTORY

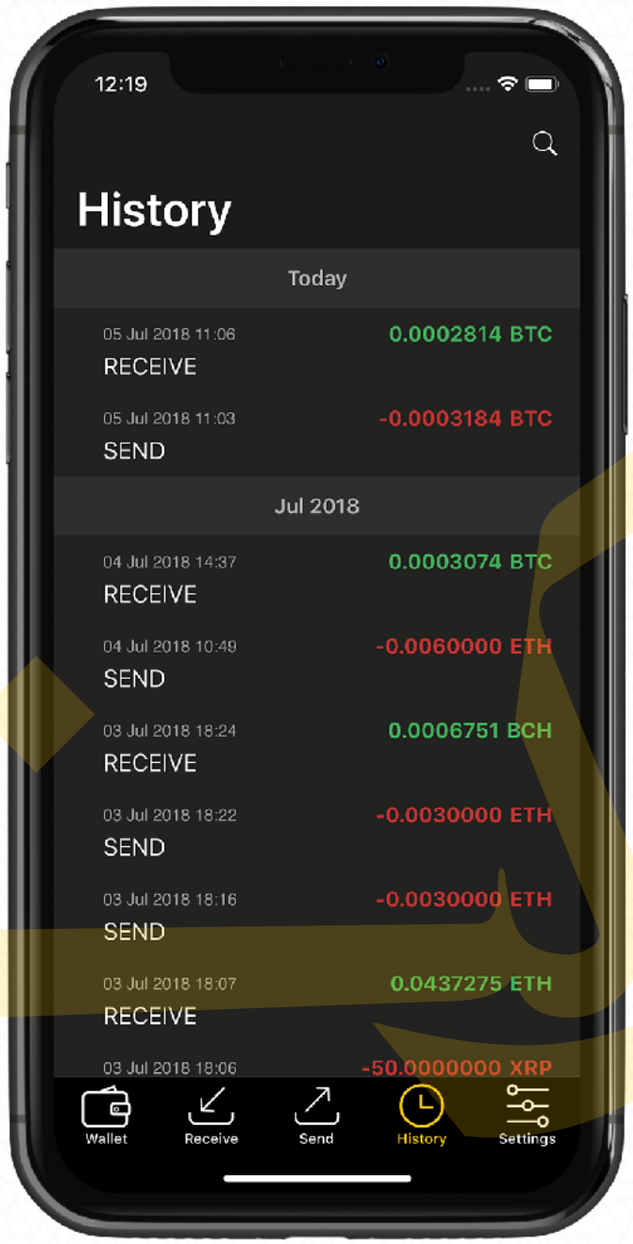

Upon completion of the transaction, you can find it by pressing “History” on the bottom right of the app dock.

CoolBitX
فارسی مارکت
www.farsimarket.com
لذت خرید اینترنتی

SEND DETAILS

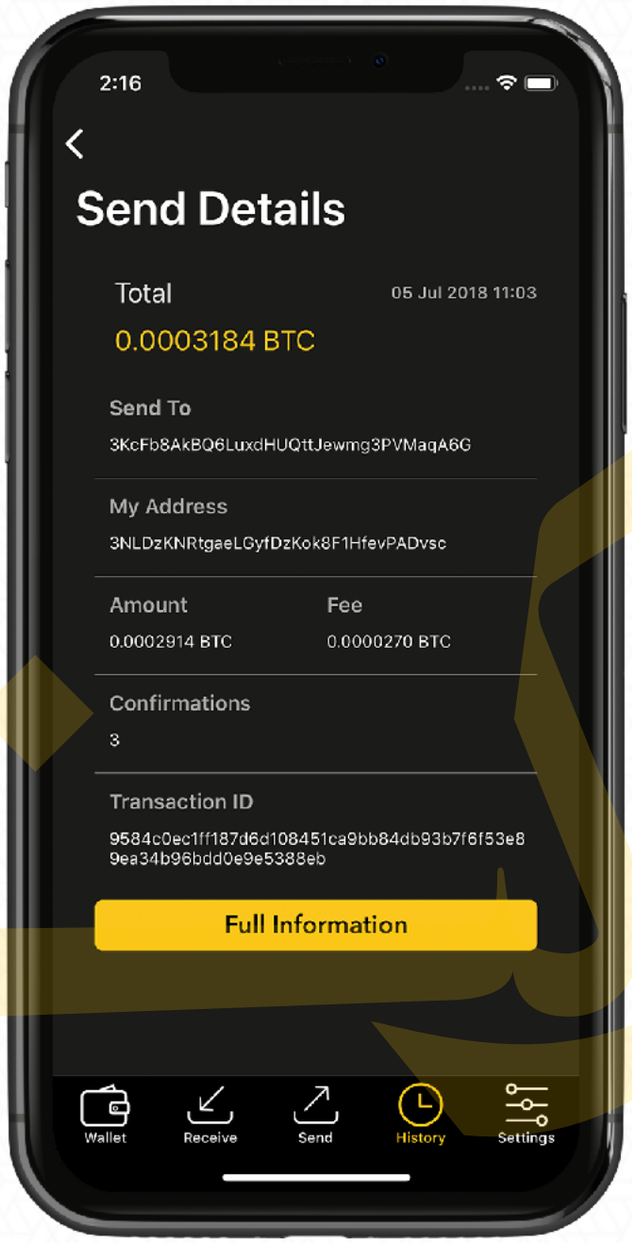

Ability to click on each transaction for more details.

Click “Full Information” to navigate to

Bitcoin: blockchain.info/

Ethereum & ERC20 Tokens: etherscan.io/

Litecoin: live.blockcypher.com/

Ripple: xrpcharts.ripple.com/

Bitcoin Cash: bitcoincash.blockexplorer.com/

CoolBitX
لذت خرید اینترنتی
www.farsimarket.com
فارسی مارکت

HISTORY FILTER

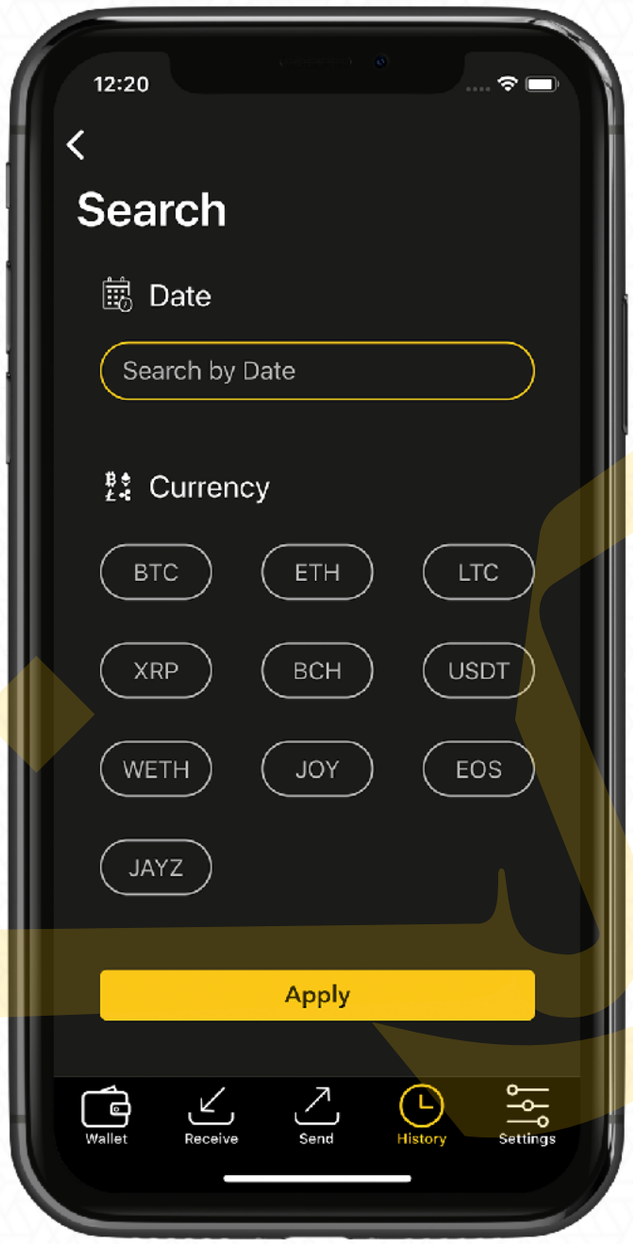

Search for transactions by date

or

Search by your choice of currencies

CoolBitX
فارسی مارکت
www.farsimarket.com
لذت خرید اینترنتی

ADDITIONAL SETTINGS

فارسی مارکت

PAIR

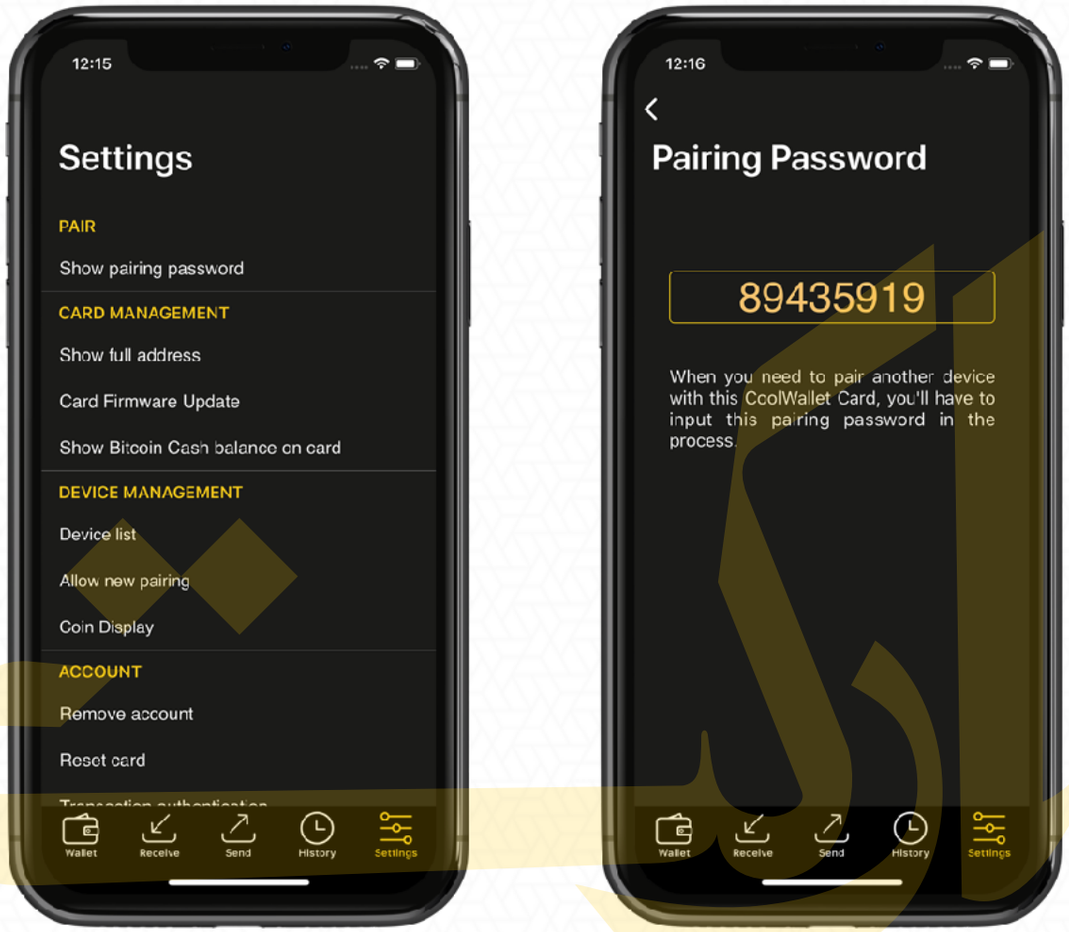

- Show Pairing Password is needed when you **pair a new device to the original wallet**.

CoolBitX
لذت خرید اینترنتی
www.farsimarket.com
فارسی مارکت

CARD MANAGEMENT

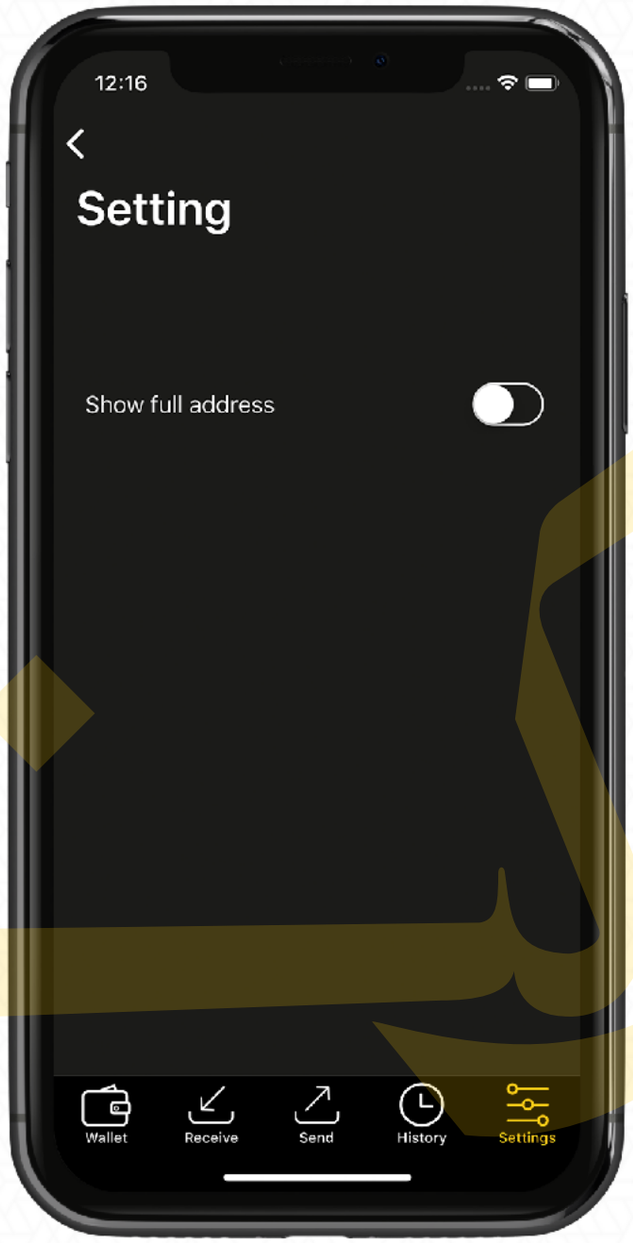

- Show Full Address

  Activate “Show full address” should you wish to see recipient’s address on app when confirming transaction. This feature helps users confirm accuracy of the address.

CoolBitX
لذت خرید اینترنتی
www.farsimarket.com
فارسی مارکت

ADDITIONAL SETTINGS

CARD MANAGEMENT

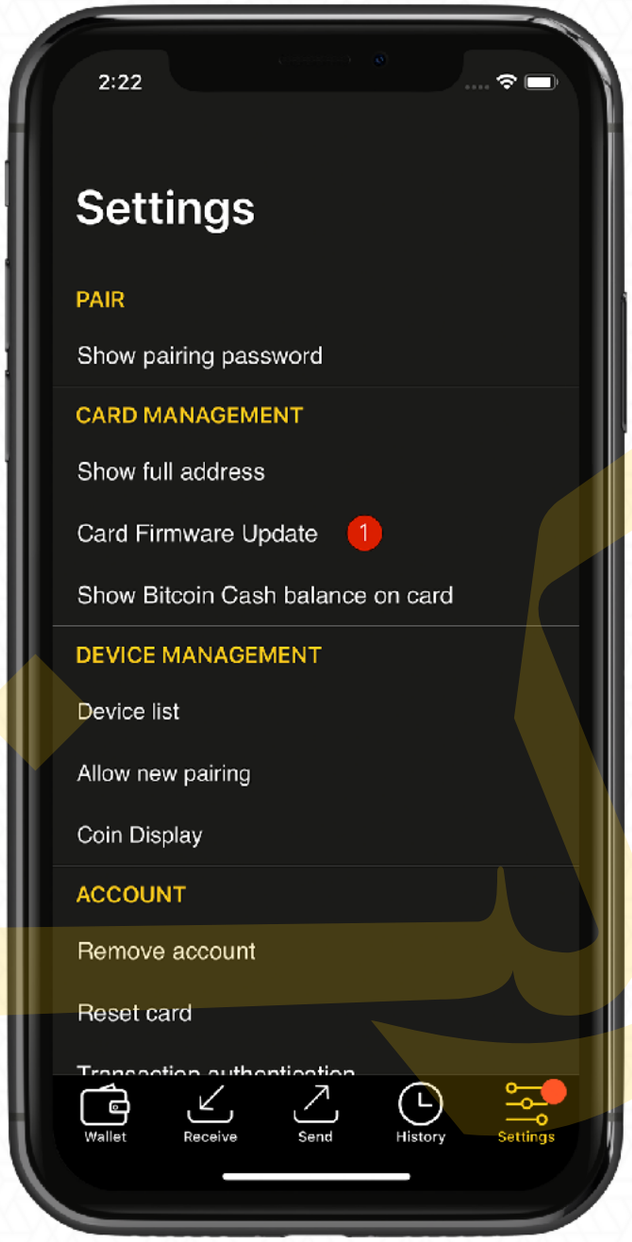

- Card Firmware Update

When new firmware is released, you'll see red dots on Settings/Card Firmware Update

Please make sure to keep your firmware up-to-date to enjoy the best experience of CoolWallet S!

CoolBitX
لذت خرید اینترنتی
www.farsimarket.com
فارسی مارکت

CARD MANAGEMENT

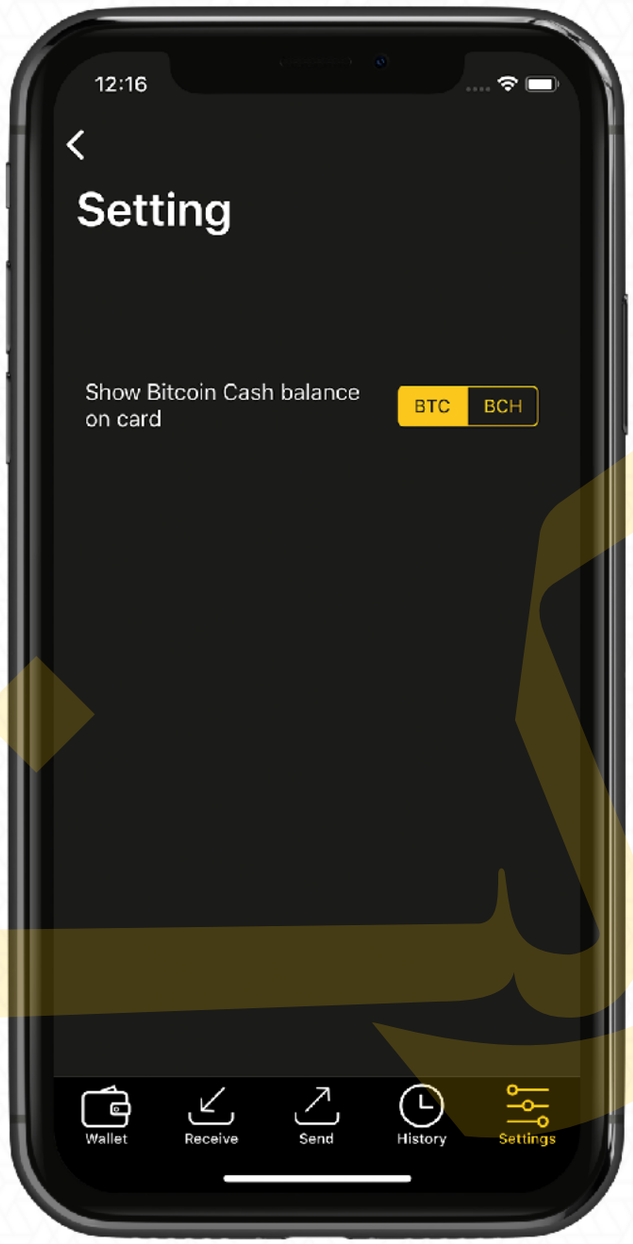

-Show Bitcoin Cash Balance on Card
This option allows you to switch BTC or BCH balance shown on the wallet

لذت خرید اینترنتی
www.farsimarket.com
CoolBitX
فارسی مارکت

CARD MANAGEMENT 2

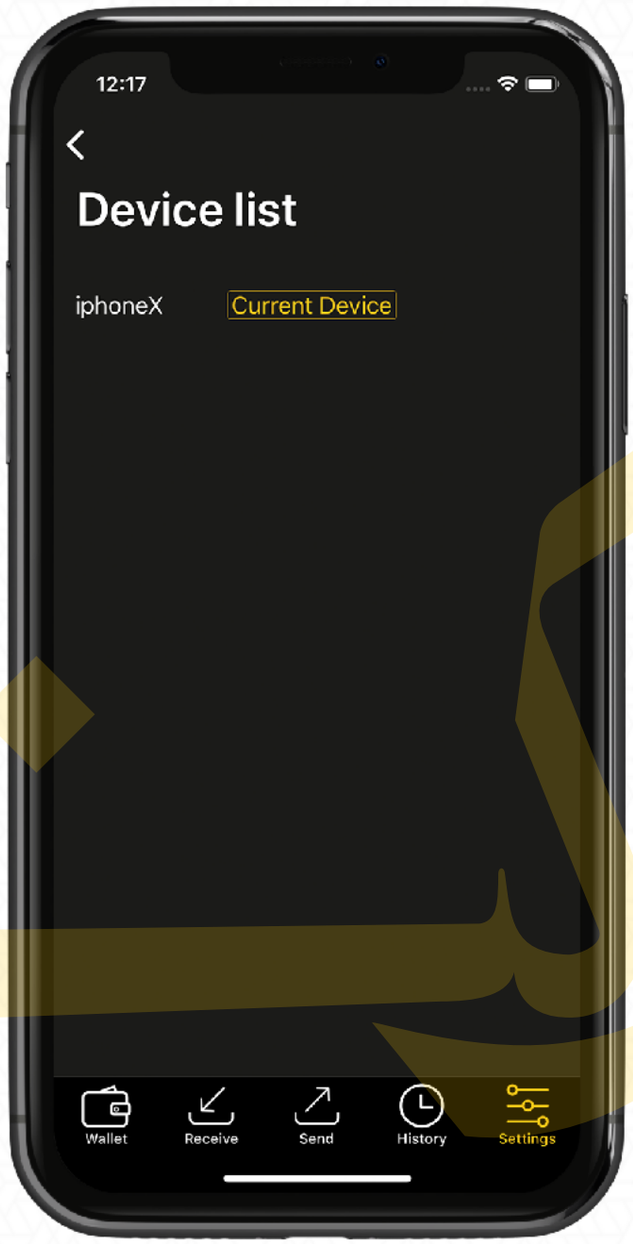

- Device List

  Shows devices that currently pair with this CoolWallet S

  You can remove any unwanted or suspicious devices listed here

  You can pair up to 3 devices with one card

لذت خرید اینترنتی
www.farsimarket.com
CoolBitX
فارسی مارکت

CARD MANAGEMENT 3

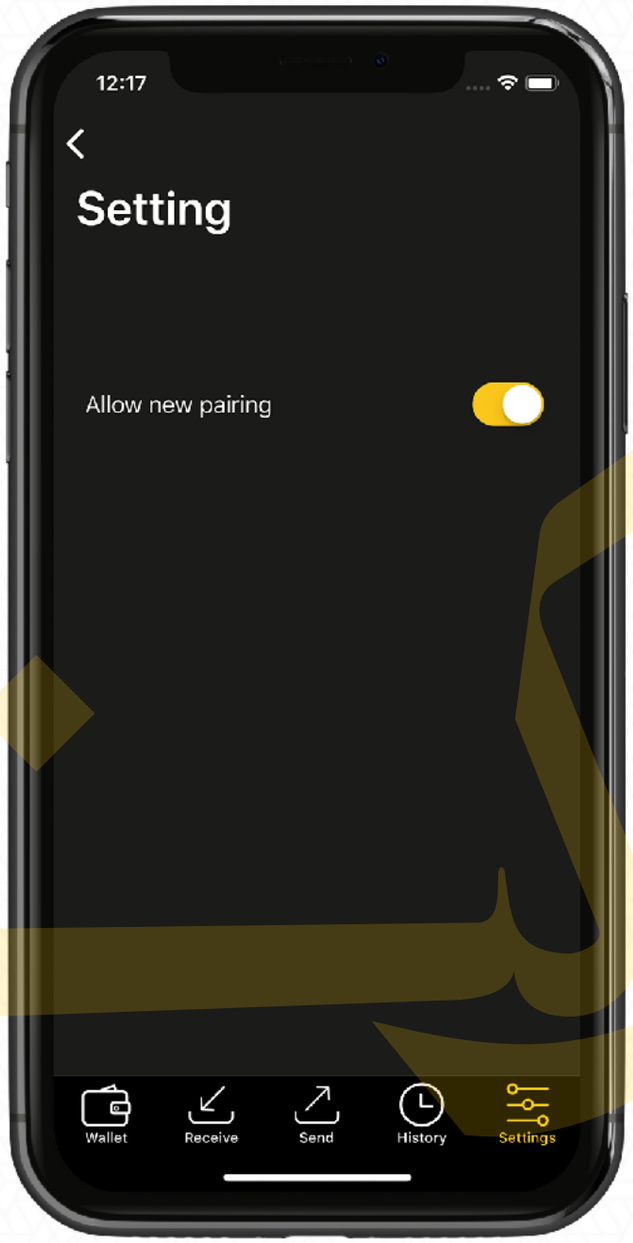

- Allow New Pairing

Turn on the option will allow you to pair up to 3 devices for your CoolWallet S

Turn off the option will prevent your CoolWallet S for any additional pairing

لذت خرید اینترنتی
www.farsimarket.com
CoolBitX
فارسی مارکت

ADDITIONAL SETTINGS

DEVICE MANAGEMENT

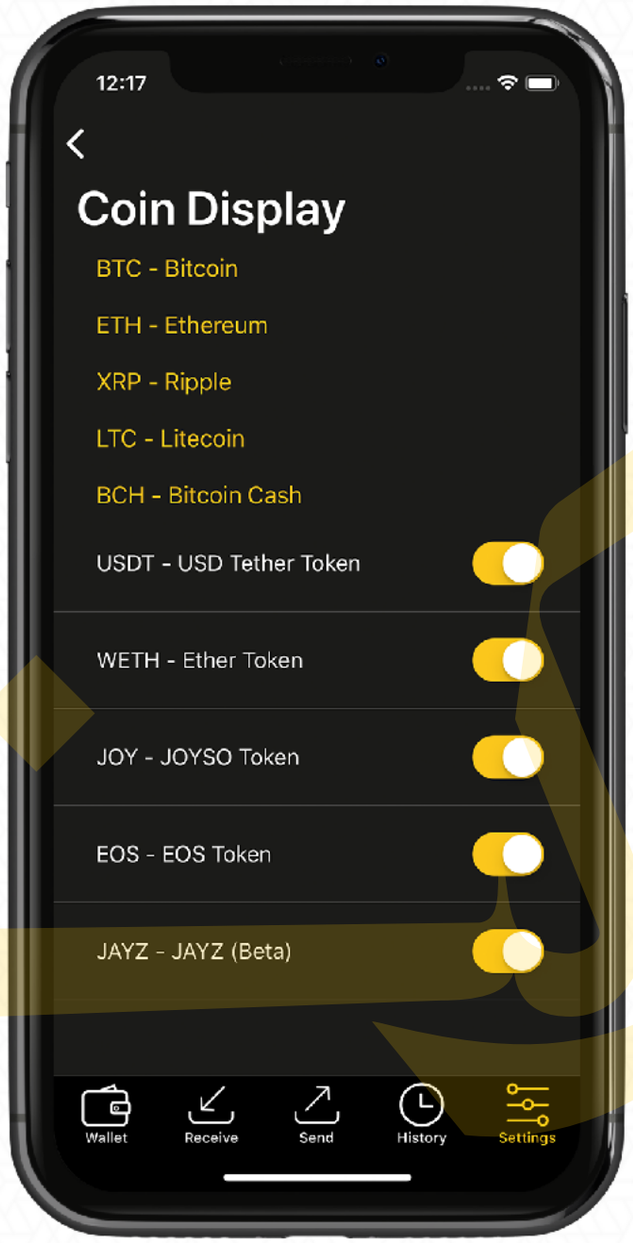

- Coin Display

Turn on/off the currencies you wish to appear on your CoolBitX Crypto App

**Currently CoolWallet S offers BTC, ETH, XRP, LTC, BCH, USDT, WETH, JOY, EOS, and JAYZ (more to come!)*

Please note that on the actual card-size wallet the screen can only display 4 coins – Bitcoin **OR** Bitcoin Cash, Ethereum, Ripple, and Litecoin

لذت خرید اینترنتی www.farsimarket.com فارسی مارکت

ACCOUNT

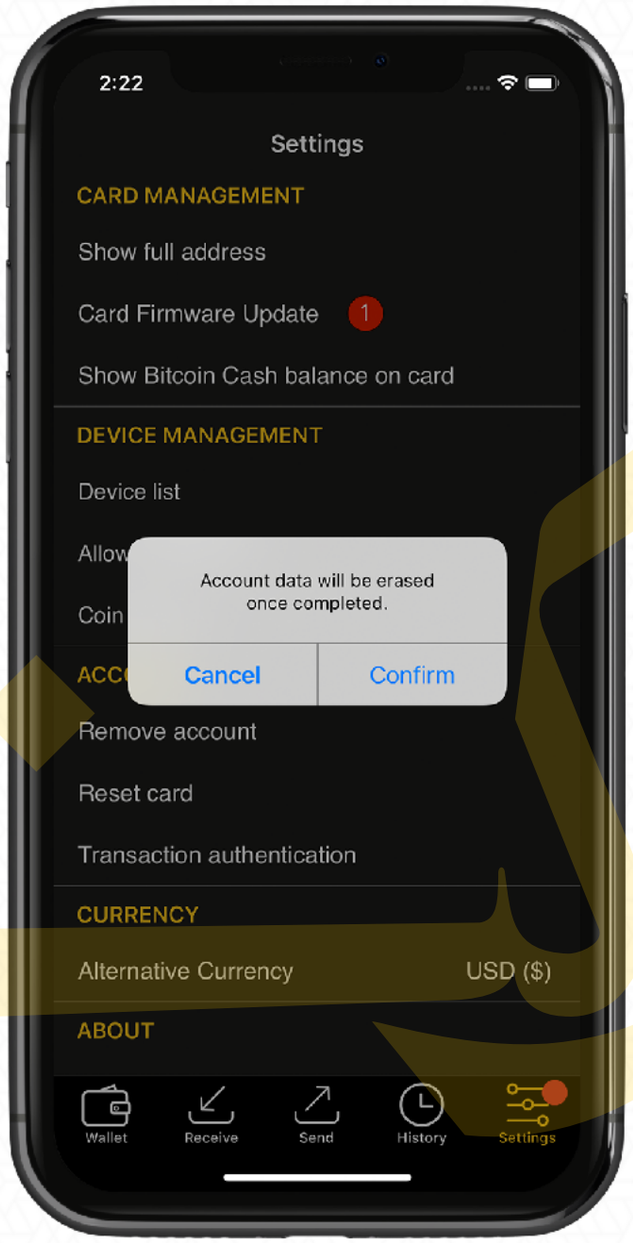

- Remove Account

Account data will be erased once completed.

Do this only when:

1. You do not wish to use this device anymore
2. You wish to pair this device with another CoolWallet S

لذت خرید اینترنتی
www.farsimarket.com
CoolBitX
فارسی مارکت

ACCOUNT

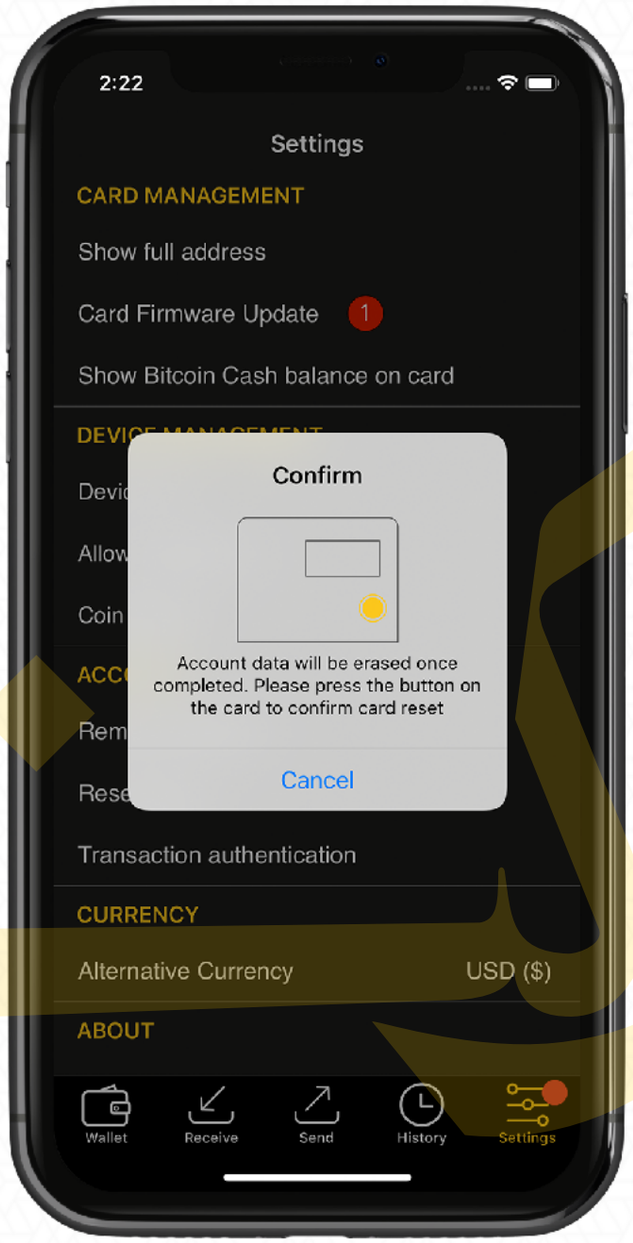

- Reset Card

You will wipe and empty your wallet by doing so.

Perform this act only when:

1. You plan to give your CoolWallet S to someone else
2. You are recovering another account on your CoolWallet S

**You will need your seed that you've written down previously on the recovery card*

لذت خرید اینترنتی
www.farsimarket.com
CoolBitX
فارسی مارکت

ACCOUNT

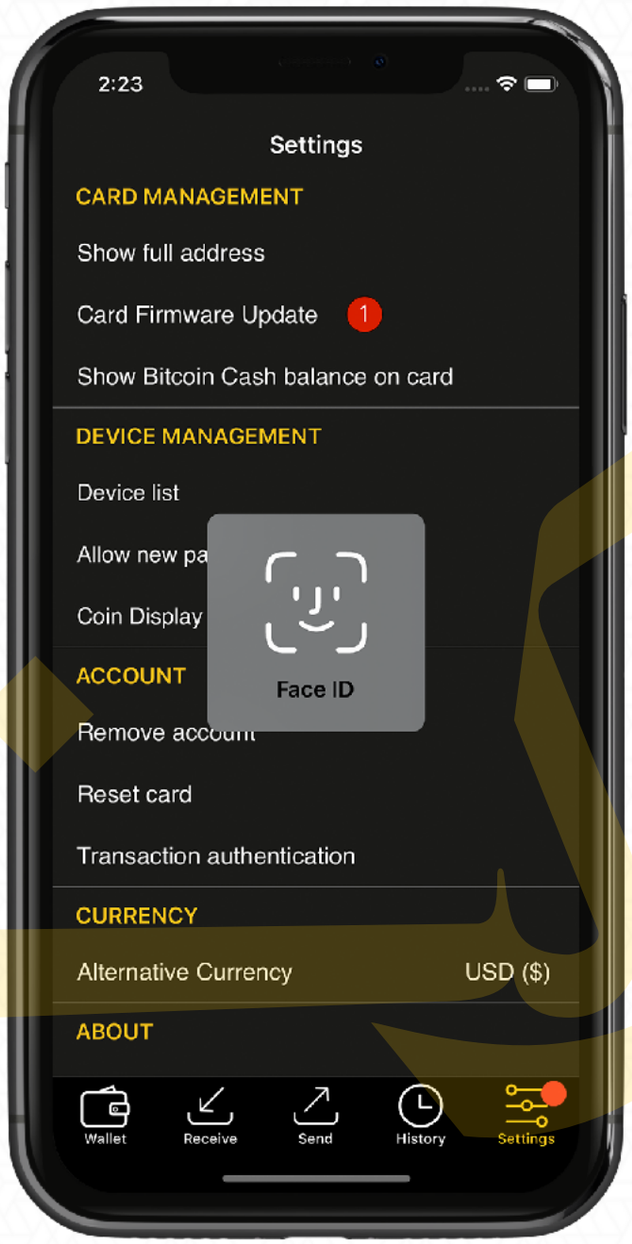

- Transaction Authentication

By default we turn on the fingerprint (for iPhoneX, FaceID) authentication when you send out coins.

This page allows you to turn on/off of this function.

لذت خرید اینترنتی
www.farsimarket.com
CoolBitX
فارسی مارکت

CURRENCY

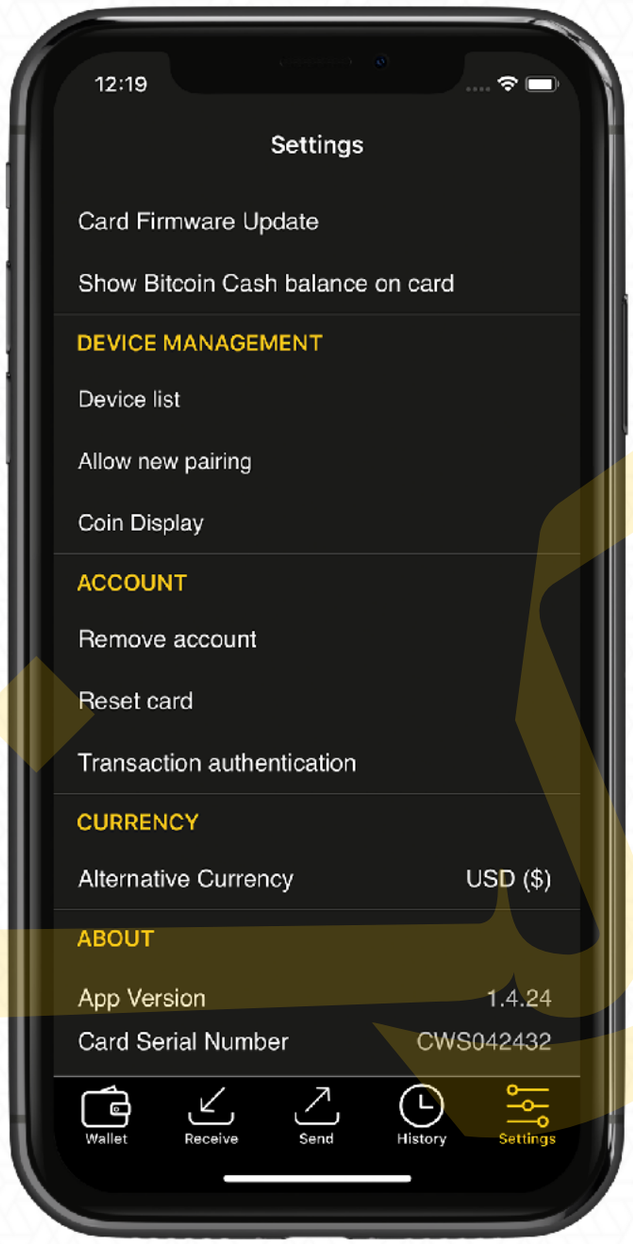

- Alternative Currency

Automatically set up to USD to give you an idea approximately how much your coins/ tokens are worth today.

لذت خرید اینترنتی
www.farsimarket.com
CoolBitX
فارسی مارکت

ABOUT

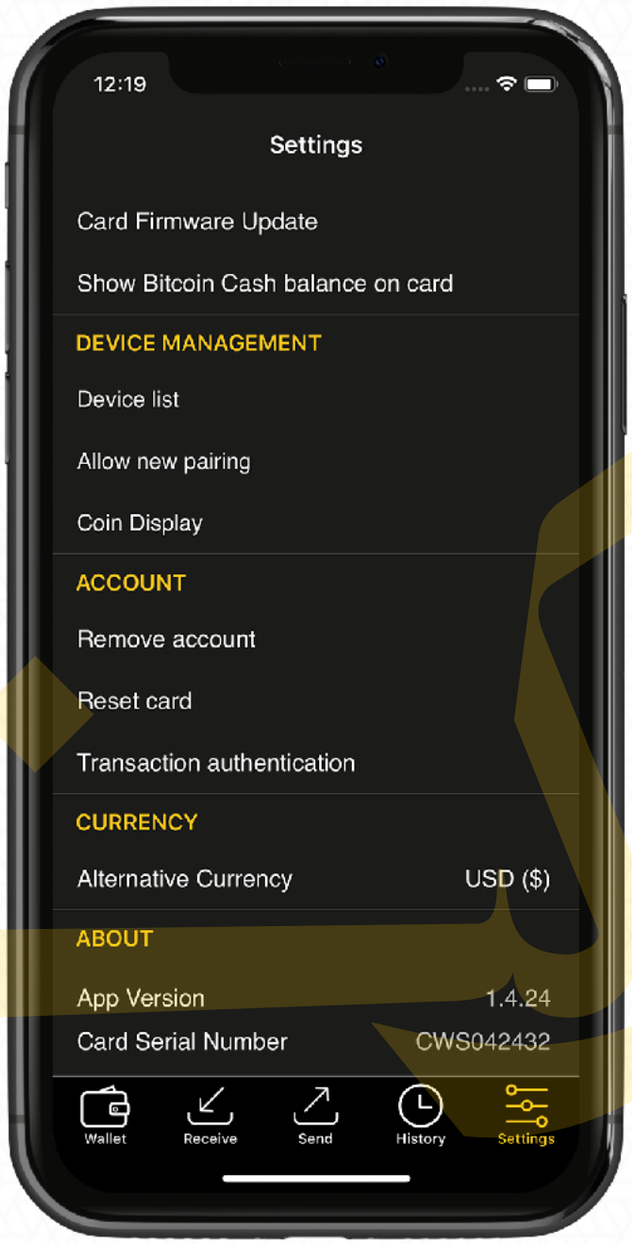

- App Version
  Shows the version of app you are currently using

- Card Serial Number
  Same number that can be found on the top left corner of your CoolWallet S

**If you run into any issues while using the app, please include this information to us.*

لذت خرید اینترنتی
www.farsimarket.com
CoolBitX
فارسی مارکت

IMPORTANT NOTES

1. Do not use your fingernails to press the button. This may cause card surface damage.

2. Keep your recovery card confidential and store it in a safe place away from fire, water, insects, and direct sunlight .

3. Charge your CoolWallet S regularly to ensure long battery life.

لذت خرید اینترنتی
www.farsimarket.com
فارسی مارکت

THANK YOU!